

# Farmers Market Prices for March 2026

## Fruit and Vegetables



This report documents price summary statistics across multiple Fruit and Vegetable products collected from 6 farms selling in 6 different farmers markets in New York State.

Prepared by: **Cornell Agricultural Marketing Research Program**

Project website with additional resources: <https://farmersmarketresearch.cornell.edu>

Species	Type	Unit of Measure	Weighted Avg. Price (\$)	Min. Price (\$)	Max. Price (\$)	Volume Sales
-	-	-	-	-	-	-

Note: "-" values indicate insufficient observations for reporting.

# Farmers Market Prices for March 2026



## Meat, Dairy and Eggs



This report presents price summary statistics for Meat, Milk, and Egg products sold by 13 farms across 14 farmers markets in New York State. Prices are reported per pound, except for **milk, unflavored (per gallon)** and **milk, chocolate (per pint)** and **chicken eggs (per dozen)**.

Prepared by: **Cornell Agricultural Marketing Research Program**

Project website with additional resources: <https://farmersmarketresearch.cornell.edu>

Species	Cut Name	Type	Weighted Avg. Price (\$)	Min. Price (\$)	Max. Price (\$)	Volume Sales
Beef 	Chuck roast	Non-organic	12.78	8.00	14.00	41.15
		Organic	-	-	-	-
	Ground beef	Non-organic	8.77	6.50	10.50	151.22
		Organic	-	-	-	-
	Ribeye	Non-organic	23.44	15.00	33.00	19.36
		Organic	-	-	-	-
Top sirloin	Non-organic	17.76	9.99	20.00	27.52	
	Organic	-	-	-	-	
Chicken 	Chicken breasts	Non-organic	9.45	8.00	13.75	7.22
		Organic	-	-	-	-
	Chicken eggs	Non-organic	7.60	4.00	10.00	1,018.00
		Organic	-	-	-	-
	Chicken thighs	Non-organic	13.94	9.00	15.00	66.73
		Organic	-	-	-	-
Whole chicken	Non-organic	6.53	5.50	8.00	224.88	
	Organic	-	-	-	-	
Dairy 	Milk (Chocolate)	Non-organic	-	-	-	-
		Organic	-	-	-	-
	Milk (Unflavored)	Non-organic	10.15	6.50	11.00	58.00
Organic		-	-	-	-	
Lamb 	Ground lamb	Non-organic	14.85	13.50	15.95	11.14
		Organic	-	-	-	-
	Lamb leg	Non-organic	19.22	13.50	19.95	42.67
		Organic	-	-	-	-
	Lamb loin/rib chop	Non-organic	21.80	17.01	22.96	9.28
		Organic	-	-	-	-
Pork 	Bacon	Non-organic	20.88	10.50	28.00	158.17
		Organic	-	-	-	-
	Breakfast sausage	Non-organic	16.26	8.00	20.26	65.03
		Organic	-	-	-	-
	Chorizo sausage	Non-organic	18.16	10.00	20.26	42.59
		Organic	-	-	-	-
	Ground Pork	Non-organic	8.75	8.00	10.00	48.33
		Organic	-	-	-	-
	Italian sausage	Non-organic	17.45	9.95	20.26	82.38
		Organic	-	-	-	-
	Pork chop, bone-in	Non-organic	15.86	10.00	25.00	19.02
		Organic	-	-	-	-
Pork loin	Non-organic	-	-	-	-	
	Organic	-	-	-	-	

Notes: "-" values indicate insufficient observations for reporting. Ground pork only includes unseasoned products.

# Farmers Market Prices for March 2026

## Fruit and Vegetables (UPSTATE NY)



This report documents price summary statistics across multiple Fruit and Vegetable products collected from 5 farms selling in 4 different farmers markets in New York State. Upstate NY Region **DOES NOT INCLUDE** the following counties: Delaware, Greene, Columbia, Sullivan, Ulster, Dutchess, Orange, Putnam, Rockland, Westchester, Bronx, New York, Richmond, Kings, Queens, Nassau, Suffolk.

Prepared by: **Cornell Agricultural Marketing Research Program**

Project website with additional resources: <https://farmersmarketresearch.cornell.edu>

Species	Type	Unit of Measure	Weighted Avg. Price (\$)	Min. Price (\$)	Max. Price (\$)	Volume Sales
-	-	-	-	-	-	-

Note: "-" values indicate insufficient observations for reporting.

# Farmers Market Prices for March 2026






## Meat, Dairy and Eggs (UPSTATE NY)



This report presents price summary statistics for Meat, Milk, and Egg products sold by 11 farms across 8 farmers markets in New York State. Prices are reported per pound, except for **milk, unflavored (per gallon)** and **milk, chocolate (per pint)** and **chicken eggs (per dozen)**. Upstate NY Region **DOES NOT INCLUDE** the following counties: Delaware, Greene, Columbia, Sullivan, Ulster, Dutchess, Orange, Putnam, Rockland, Westchester, Bronx, New York, Richmond, Kings, Queens, Nassau, Suffolk.

Prepared by: **Cornell Agricultural Marketing Research Program**

Project website with additional resources: <https://farmersmarketresearch.cornell.edu>

Species	Cut Name	Type	Weighted Avg. Price (\$)	Min. Price (\$)	Max. Price (\$)	Volume Sales
	Chuck roast	Non-organic	12.78	8.00	14.00	41.15
		Organic	-	-	-	-
	Ground beef	Non-organic	8.69	6.50	10.50	108.76
		Organic	-	-	-	-
	Ribeye	Non-organic	23.44	15.00	33.00	19.36
		Organic	-	-	-	-
Top sirloin	Non-organic	17.92	9.99	20.00	25.21	
	Organic	-	-	-	-	
	Chicken breasts	Non-organic	9.45	8.00	13.75	7.22
		Organic	-	-	-	-
	Chicken eggs	Non-organic	5.87	4.00	6.00	513.00
		Organic	-	-	-	-
	Chicken thighs	Non-organic	9.93	9.00	12.75	13.98
		Organic	-	-	-	-
Whole chicken	Non-organic	5.67	5.50	7.25	107.26	
	Organic	-	-	-	-	
	Milk (Chocolate)	Non-organic	-	-	-	-
		Organic	-	-	-	-
	Milk (Unflavored)	Non-organic	10.15	6.50	11.00	58.00
		Organic	-	-	-	-
	Ground lamb	Non-organic	14.74	13.50	15.95	10.10
		Organic	-	-	-	-
	Lamb leg	Non-organic	18.88	13.50	19.95	28.97
		Organic	-	-	-	-
	Lamb loin/rib chop	Non-organic	20.91	17.01	22.96	5.26
		Organic	-	-	-	-
	Bacon	Non-organic	15.02	10.50	16.00	39.09
		Organic	-	-	-	-
	Breakfast sausage	Non-organic	10.14	8.00	11.00	23.09
		Organic	-	-	-	-
	Chorizo	Non-organic	10.73	10.00	11.00	9.37
		Organic	-	-	-	-
	Ground Pork	Non-organic	8.25	8.00	8.95	26.17
		Organic	-	-	-	-
	Italian sausage	Non-organic	9.96	9.95	10.00	16.60
		Organic	-	-	-	-
	Pork chop, bone-in	Non-organic	10.47	10.00	12.00	11.96
		Organic	-	-	-	-
	Pork loin	Non-organic	-	-	-	-
		Organic	-	-	-	-

Notes: "-" values indicate insufficient observations for reporting. Ground pork only includes unseasoned products.

# Farmers Market Prices for March 2026

## Fruit and Vegetables (SOUTHEAST NY)



This report documents price summary statistics across multiple Fruit and Vegetable products collected from 2 farms selling in 4 different farmers markets in New York State. Southeast NY Region **INCLUDES** the following counties: Delaware, Greene, Columbia, Sullivan, Ulster, Dutchess, Orange, Putnam, Rockland, Westchester, Bronx, New York, Richmond, Kings, Queens, Nassau, Suffolk.

Prepared by: **Cornell Agricultural Marketing Research Program**

Project website with additional resources: <https://farmersmarketresearch.cornell.edu>

Species	Type	Unit of Measure	Weighted Avg. Price (\$)	Min. Price (\$)	Max. Price (\$)	Volume Sales
-	-	-	-	-	-	-

Note: "-" values indicate insufficient observations for reporting.

# Farmers Market Prices for March 2026



## Meat, Dairy and Eggs (SOUTHEAST NY)



This report presents price summary statistics for Meat, Milk, and Egg products sold by 4 farms across 6 farmers markets in New York State. Prices are reported per pound, except for **milk, unflavored (per gallon)** and **milk, chocolate (per pint)** and **chicken eggs (per dozen)**. Southeast NY Region **INCLUDES** the following counties: Delaware, Greene, Columbia, Sullivan, Ulster, Dutchess, Orange, Putnam, Rockland, Westchester, Bronx, New York, Richmond, Kings, Queens, Nassau, Suffolk.

Prepared by: **Cornell Agricultural Marketing Research Program**

Project website with additional resources: <https://farmersmarketresearch.cornell.edu>

Species	Cut Name	Type	Weighted Avg. Price (\$)	Min. Price (\$)	Max. Price (\$)	Volume Sales
	Chuck roast	Non-organic	-	-	-	-
		Organic	-	-	-	-
	Ground beef	Non-organic	-	-	-	-
		Organic	-	-	-	-
	Ribeye	Non-organic	-	-	-	-
		Organic	-	-	-	-
Top sirloin	Non-organic	-	-	-	-	
	Organic	-	-	-	-	
	Chicken breasts	Non-organic	-	-	-	-
		Organic	-	-	-	-
	Chicken eggs	Non-organic	9.35	5.00	10.00	505.00
		Organic	-	-	-	-
	Chicken thighs	Non-organic	-	-	-	-
		Organic	-	-	-	-
Whole chicken	Non-organic	7.32	5.50	8.00	117.62	
	Organic	-	-	-	-	
	Milk (Chocolate)	Non-organic	-	-	-	-
		Organic	-	-	-	-
	Milk (Unflavored)	Non-organic	-	-	-	-
		Organic	-	-	-	-
	Ground lamb	Non-organic	-	-	-	-
		Organic	-	-	-	-
	Lamb leg	Non-organic	-	-	-	-
		Organic	-	-	-	-
	Lamb loin/rib chop	Non-organic	-	-	-	-
		Organic	-	-	-	-
	Bacon	Non-organic	22.81	14.95	28.00	119.08
		Organic	-	-	-	-
	Breakfast sausage	Non-organic	19.63	9.95	20.26	41.94
		Organic	-	-	-	-
	Chorizo	Non-organic	-	-	-	-
		Organic	-	-	-	-
	Ground Pork	Non-organic	9.35	8.95	10.00	22.16
		Organic	-	-	-	-
	Italian sausage	Non-organic	19.34	9.95	20.26	65.78
		Organic	-	-	-	-
	Pork chop, bone-in	Non-organic	-	-	-	-
		Organic	-	-	-	-
	Pork loin	Non-organic	-	-	-	-
		Organic	-	-	-	-

Notes: "-" values indicate insufficient observations for reporting. Ground pork only includes unseasoned products.